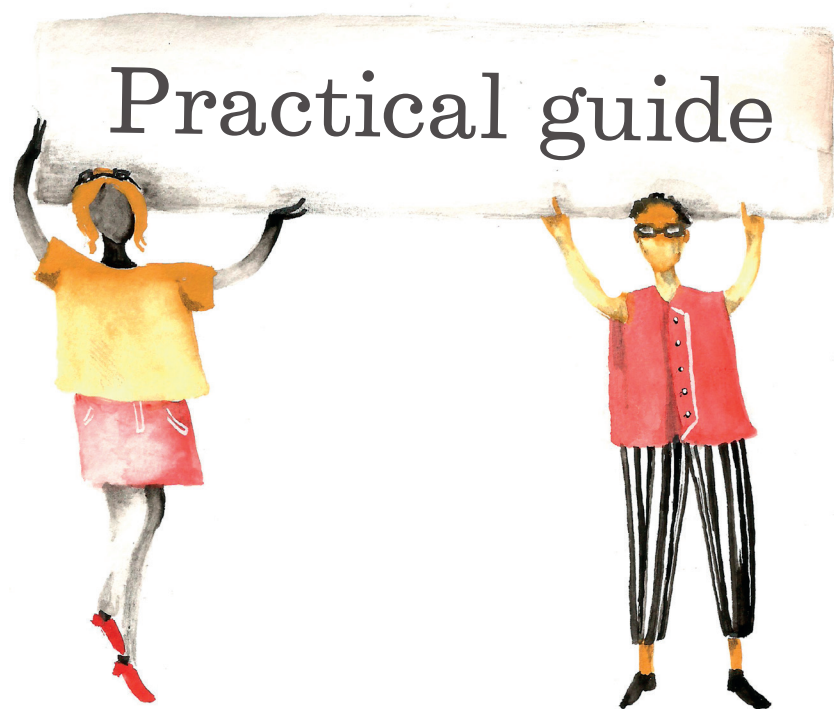


ORGANISING AN ABOLITIONIST GATHERING FOR YOUNG WOMEN



www.womenlobby.org
www.isalaasbl.be
www.generationabolition.org

Are you a passionate supporter of the abolition of the system of prostitution? Are you seeking to bring young women together to gain strength, forge links and develop actions together in favour of equality between women and men? This guide will provide you with practical support in view of organising an Abolitionist Gathering for young women. It features suggestions to help

you organise the Gathering strategically: how to define your goals, how to find the right format, how to attract the right participants, how to provide the right content, how to create a considerate and constructive atmosphere. It also draws on the success of the Abolitionist Gathering for young women that took place from 13 to 14 April 2018 in Brussels, which can serve as inspiration.

WHAT?

Our goals:

why an Abolitionist Gathering for young women?

The Gathering that took place in Brussels in April 2018 was the result of the observation that there is no abolitionist discussion space for young women, despite the fact that many of them are active in the field or strongly impacted by abolitionism on a personal level. While many organisations have taken a stance in Belgium and in Europe, the perspective of the younger generation is underrepresented in their advocacy and actions. This guide was created to motivate young abolitionist women from all countries to meet and move to action!


To make sure that the project is a success, that young women feel driven to register, that participants leave with renewed strength and a desire to develop abolitionist actions, it is essential to give enough thought to the goals of the Gathering and to have a clear idea of what you want to bring to the table. **Why organise an Abolitionist Gathering for young women? What do you want women to take away from the Gathering, both individually and collectively?** Goal setting is an essential step to guarantee the consistency of the project and of the various sessions that will take place during the Gathering, and to ensure that participants feel borne by a vision that has meaning. Goal setting is also important to ensure that the participants take action beyond the Gathering. The idea isn't for them to simply come, learn and leave, but rather to create a collective spirit and the possibility for action on a local or national level.

To achieve this, we need to be aware of the context in which this Gathering will take place, as well as the added value for abolitionism in our country and for the young women taking part. It can be interesting to **see how the Gathering will contribute to the abolitionist movement in our country**, as our strategy will involve the mobilisation of young women who are active in associations or strategic organisations (such as political parties and trade unions). In this case, it is important to work with these organisations directly, to present the project to them as well as the added value it represents for them, and to encourage them to partner with us. This mobilisation strategy differs from a

Gathering project open to all interested young women. It is important to choose your approach in order to clearly define the impact you want to have (whether on young women only or on young women AND the non-profit sector of your country).

In Brussels, since the Gathering was to be an internal gathering space (not a public event), we did not set up a **communication** strategy around the Gathering (no hashtag for social media); we favoured a more strategic focus on strengthening the group. We took a final group picture that can be used strategically for advocacy purposes or to build alliances, and we set up a closed Facebook group. We decided to meet again 2 months later to take stock of the actions carried out by each of us within our own organisations, to continue to learn (about rape culture, among other topics) and to spend quality time together.





Here is why we organised the Abolitionist Gathering for young women in Brussels:

GOALS

Supporting a new feminist generation in favour of abolition

➔ Bringing together young female abolitionists and offering them a space where they can share, be trained and strengthen their abolitionist and feminist vision; ensuring that the programme of the Gathering enables them to leave with more tools, a stronger vision and inspiration to fight for abolition on their level.

Reinforcing the abolitionist dimension of the non-profit sector and of strategic structures in Belgium

➔ Inviting charities, organisations and collectives that are already abolitionist or interested in the abolition of

the system of prostitution to find young women among their organisation willing to take part in the Gathering and to commit to reporting internally on their experience. The call to attend the Gathering was therefore not public; it called upon strategic contacts within the targeted organisations.

Creating links between young abolitionist women and charities/ organisations in Belgium

➔ Ensuring that the content of the Gathering enables young women to get to know each other better, to know the various organisations they are linked to, and to discuss the collective actions to be taken together following the Gathering, preferably while involving their own organisations.

PRINCIPLES

- A place to share, learn and strengthen the abolitionist and feminist vision thanks to a coherent and rich programme and the participation of activists, survivors and professionals from Belgium and France.
- A space for collective support, relationship nurturing, conviviality and creativity within a safe and trustworthy environment in favour of abolitionist advocacy.
- An apolitical and secular space which, thanks to the diversity of the participants, will enable a concrete dialogue on the situation in Belgium and possible strategies to be implemented with regards to the various relevant players, as well as setting up collective initiatives.



WHO?

Let's define the "target audience" of the Gathering accurately

In order for the Gathering to be dynamic, coherent and easily organised, a certain number of concrete aspects need to be addressed clearly:

Commitment to abolitionism

Given the neoliberal context of individualistic rhetoric and the trivialisation of commodification throughout all aspects of society, being an abolitionist nowadays isn't easy. Being a young abolitionist is even harder, and there are very few spaces for meeting other young women with the same values. This is why it is important to create a space where young women know they can express themselves safely, be part of a considerate group and, above all, move forward together without having to justify their position. It is therefore essential that all participants be of the same mindset, whether they are already abolitionists or interested in this vision. In keeping with this idea, sending a preliminary motivation questionnaire enables you to clarify the goals of the Gathering as well as to find out more about the abolitionist commitment of the young women and their expectations for the Gathering.

Call for participants who aren't members of a specific organisation

You could also consider organising an abolitionist Gathering for young women in general, whether they are members of an abolitionist organisation or not. In this case, the participant selection approach will be different: a public announcement will be made, a form will have to be filled in and the participants will be selected individually. Vigilance will be required to guarantee a safe space for young abolitionist women, should non-abolitionist people attempt to take part in the Gathering to disrupt it. Therefore, the questionnaire must give details of the spirit of the Gathering and include questions that will enable you to assess the motivation of the young women wanting to attend.

Strategic diversity of the young women's commitments

To contribute to our goal of strengthening the abolitionist movement, we must attract young women from various organisations: feminist organisations, field-based organisations (prostitution/trafficking/violence), youth branches of political parties, youth branches of trade unions, student unions, feminist collectives, human rights organisations, etc. To enable greater reinforcement within the organisation, it may be preferable to host 2 young women per organisation: this way, they will be able to discuss their commitment together, share the action of their organisation together and give joint feedback.

Maximum number of participants

À définir pour gérer le lieu d'accueil et la logistique des Needs to be defined beforehand in order to organise an adequate location and manage logistics related to meals. Aim for around twenty people: this is a good number to guarantee dynamic exchanges and the nurturing of stronger links between the young women.

Age group: 18-35 years old

If you want to include underage participants, check whether parental authorisation is mandatory.

Language

We advise that the Gathering is held in a single shared language, or a translation system needs to be set up. A shared language has the benefit of enabling more in-depth and spontaneous interactions between participants.

It is also important to make sure the Gathering is inclusive:

Check whether participants have specific needs linked to a disability, for example. In this case, the location must be accessible to people with limited mobility; adjustments must be implemented people with eye or ear impairment to reap the same benefits from the training as other participants.

Make sure young motivated women are not prevented from attending due to lack of childcare. In this case, if the budget allows it, organise a childcare help system or find a solidarity system if there is no budget.

Ask about the participants' dietary needs to order suitable meals. If there is no budget, each participant must bring her own meal.

Enable young women who live far away to take part.

This implies offering them accommodation in the city where the Gathering is to take place, either at a youth hostel/hotel if the budget allows it, or at activists' homes if there is no budget.

Plan a support system for young women who are victims of violence.

We know that one in three women falls victim to male violence in her life; therefore, it is very likely that some young women among the participants will have suffered violence. It is important to be aware of this, and to give these women a chance to step back and be alone or speak to a support person. This person can be a participant with expertise or experience (in psychology, victim counselling), or someone who has been invited specifically for this purpose.

Here are the conditions that applied in Brussels:

- Be a woman aged 18 to 35 years old.
- Be an abolitionist or be highly sensitive to the abolition of the system of prostitution. The purpose of the Gathering is to create a safe and reinforcing space, which enables us to move forward together towards greater knowledge and abolitionist actions.
- Have a desire to contribute to the Gathering with your energy, motivation, open-mindedness and curiosity. Have a desire to increase your knowledge of abolition and the system of prostitution, to meet activists from France, to be inspired to create actions in Belgium.
- Be available from 2 PM on the Friday (or 12:30 PM for lunch) until the Saturday evening (meal included, evening celebration if possible!) in order to make the most of the

- entire Gathering and forge links with the other participants.
- Prepare a presentation to explain the link between your organisation and prostitution (reality of the audiences supported, position, awareness actions, questions and challenges faced, achievements, etc.).
- Commit to providing feedback to your organisation on the content of the Gathering in view of creating a dialogue with your colleagues/members.
- Be a French speaker able to understand and express yourself

in French, as the Gathering will be held in this language.

The following questions were included in the questionnaire sent to young women interested in taking part:

- Regarding meals, please specify any particular restrictions or requests.
- Do you have any specific needs you would like to mention and which the organisers need to be aware of?
- Do you need help finding childcare?
- Will you be coming from a city other than Brussels? If so, you can stay at a youth hostel on Friday and Saturday night to make the most of the Gathering. Do you need a room booking in your name? Would you agree to share a room with another participant?



HOW?

Establish a programme that is consistent, motivating, strengthening and inspiring

The programme of the Gathering will be in line with the goals of the project: what do we want the young women to take away from the Gathering, both individually and collectively? A good strategy (and a positive experience for you) may be to **develop the programme in partnership with an organisation specialising in abolition**. This organisation could assist you by providing ideas for speakers and tools, as well as a comprehensive vision of the Meetings.

While the Gathering needs to have specific goals, **each session within the programme also requires its own targets** to ensure consistency and for the participants to understand what they will take away from each session. It is important that the participants see how the sessions fit together, how the inputs evolve and progress. You also need to offer different dynamics for each session in order to keep the participants' attention. This variation implies various forms of work (plenary sessions, group sessions, role-playing, individual work, workshops, creativity, audio-visual tools,

etc.) and well as activities that call upon the 4 doorways to communication and our "4 brains" (rationality/analysis/knowledge, formalisation/logic/pragmatism, imagination/intuition/invention, feeling/emotions/relational).

Additionally, since the goal of the Gathering is to lift up young women, it is important to consider aspects linked to evolution and learning: **the programme needs to involve an element of progression**, providing fundamental elements at the start and moving towards more in-depth information and thought processes along the way. Also remember to leave enough time to discuss each topic (avoid broaching every subject at once) while keeping to the schedule and helping the group move forward. This is why it is important to work with a **precise framework for the Gathering** and to estimate/decide on the amount of time dedicated to each session; concurrently, it is important to make adjustments on the day based on the participants' interests, without losing sight of the goals that have been set. Therefore, the programme must be realistic and leave time for discussions and networking.

This is why it is important to give thought to **who will lead the Gathering**: will it be you? Will it be a guest and expert, who will also be in a position to provide answers when questions arise from exchanges?

It could be a guest with experience in leading meetings but who doesn't necessarily know the topic. In this case, you will need to make sure a person of reference with knowledge of the addressed content is always present to answer questions and provide useful information. As the purpose of the Gathering is also to train the participants, you need to make sure the person in charge of the 'common thread' has a clear vision of the goals pursued and is therefore able to stay on course and, if necessary, adjust the programme while remaining true to the spirit and goals of the Gathering. Being both **firm and flexible** requires experience, and the success of the Gathering will depend on the ability of the person in charge of the 'common thread' to hold the line while leaving room to meet the participants' needs.



In Brussels, the person who organised and led the meetings was an expert (both in field-based action and advocacy) and acted as a moderator, a common thread, a speaker and a reference in terms of content, all while maintaining a global vision of the goals of the Gathering. To guarantee efficiency when leading the Gathering, all **logistics**-related aspects must be perfect on the day (at least as perfect as possible, as there are always unforeseen issues!). To achieve this, either the organiser and/or leader must have extensive experience of logistics and be able to guarantee that all will be managed and anticipated on-site, or another dedicated person must take on the role of logistics contact on-site.

It is important to prepare tools or documentation, which the participants can take home with them and use as a resource. The annex includes a list of useful resources, which can either be used during the meeting (videos) or provided to the participants for future use. **Inviting guest speakers** also enables you to vary the dynamics of the event and to guarantee access to the experience and expertise of specialised individuals. Warning: each guest speaker must have a clear target and know exactly how the event will take place and what is expected of them. It is preferable not to invite too many guest speakers, as it is important that people have time to present their arguments and have fruitful exchanges with the participants. Some participants might be a valuable resource regarding specific topics. Therefore, it may be interesting to ask them in the registration questionnaire or, if you already know that they are, to ask them if they would agree to present their work (for instance, a young woman who is a member of a grassroots organisation

could present the reality of prostitution; an activist or member of an organisation that supports migrants or refugees could also share their reality).

Finally, consider whether it would be possible to **combine the Gathering with a public event** to be held in the evening. The purpose of this public event would be to raise society's awareness of the abolition movement via a film, a play, a debate or a meeting. Choose a theme that is in line with the programme of the Gathering, the idea being for this event to be relevant to the participants. Organising a public event requires energy and strategy (to attract an audience). That is why it is important to prioritise, to assess the available time and resources and to avoid overloading the programme for the participants. In Brussels, we organised a round table with Claudine Legardinier (journalist and author of the book "Prostitution: a war against women" (*"Prostitution: une guerre contre les femmes"*)) and Rosen Hicher (survivor), who were able to provide concrete elements on the reality of prostitution.

With or without a budget?

It is entirely possible to organise the Gathering without a budget: in partnership with an organisation that can provide a location, speakers who come to share their experience/expertise or videos on a voluntary basis, and accommodation at activists' homes if necessary. However, if a budget is available, it can be used to cover a certain number of costs that will make the Gathering more comfortable.

Here is a typology of the expenses for the Gathering that took place in Brussels (covered by the AlterEgales grant): location rental (including projector), meals and breaks, transport/accommodation/meals for the speakers (from Paris), per diem for the survivors, purchasing of publications, accommodation for participants who didn't live in Brussels, video projecting fees, telephone and learning material fees, creation of this practical guide (graphic design, illustrations, translation).





Advice for dynamic, interactive and considerate meetings:

- Alternate the dynamic of the discussions: plenary discussions, round tables on a given topic with several speakers, workshops in small groups, individual work, videos, etc.
- Also alternate the dynamic of discussions among participants: large group, small groups, work in pairs divided by organisation, role-play, creativity, etc.
- Alternate discussions among participants and guest speakers to nurture reflection.
- Alternate guest speakers and other contributions (film, theatre, music, mind map).
- Alternate communication modes to involve the 4 parts of the brain: rational presentation

(figures, analysis), strategic thought (process, action plan), creative action, voicing of emotions.

- Alternate listening sessions and concrete training sessions (learning of tools or techniques, practical work).
- Offer short energising activities (quick physical exercise (if accessible to all), song/rhythm, etc.).
- Alternate abolitionist feminist theory and reality by inviting survivors and members of field-based organisations to speak.
- Make sure you have an end product to show after the meetings: demands, photos or collective action.
- Leave enough time to talk about each session.
- Be aware of each other's speaking time, encourage

quiet participants to express themselves, find animation techniques that foster egalitarian and respectful speeches.

- Guarantee a safe space for abolitionist speech, in order for young women to express their feelings without judgement; take breaks when emotions require it.
- Leave time for discussions, networking (meals, coffee breaks, evening events).
- This may seem obvious, but it is always a useful reminder: make sure no tools, attitudes or comments are sexist, racist or discriminatory!





EQUIPMENT

- Flipcharts, markers, tape
- Post-its in various sizes
- Projector, sound system and computer
- Internet connexion
- Water/coffee/tea for breaks
- Documentation → see annex

DURATION

At least 1 and a half days
2 days ideally, or even 2 and a half days

LOCATION

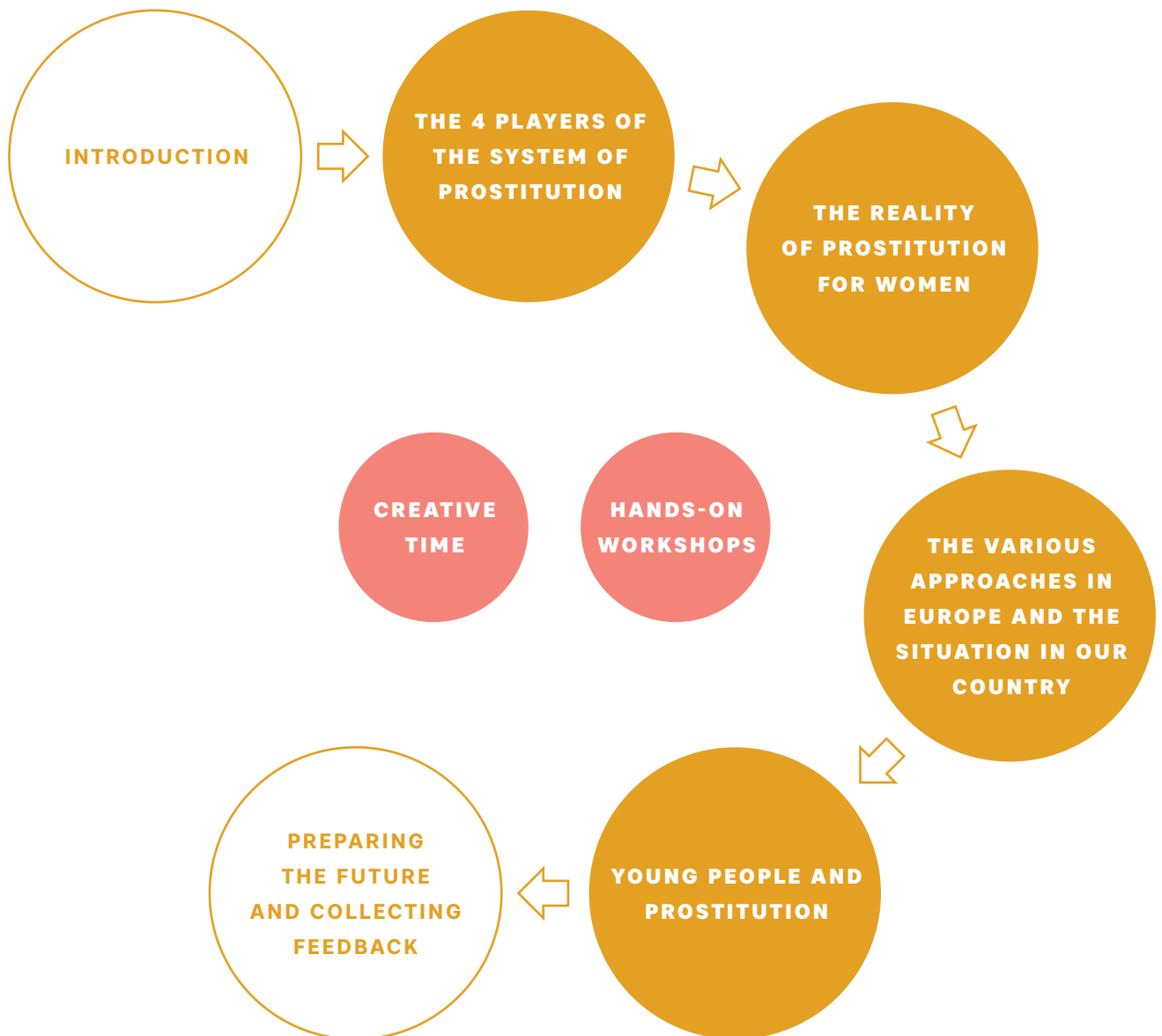
- Chairs in a circle (no tables)
- Ability to move through the space
- Accessibility of the location and the toilets for people with disabilities
- Accessibility via public transport for all

CONTENT?

Agenda of the Gathering

Here are the steps that appear the most relevant to us when organising an Abolitionist Gathering for young women. They progress in a logical way: understanding all the elements of the system of prostitution, being aware of its reality, understanding current public policies and abolitionist claims, understanding the impact of prosti-

tution on young people, and finally bringing the participants to develop their action plan. An estimate of the time needed for each session is specified but must be reassessed based on the detailed programme of each session (depending on tools used, guest speakers, animation techniques, etc.).



INTRODUCTION

[1,5 hours]

Introduce yourself, introduce the Gathering and its goals, introduce the programme (which can be written on large sheets of paper and taped to the walls) and the operating values for the next 2 days.

Get to know each other (in small groups or in pairs, with ice-breaker questions), write down feelings on a post-it ("what shocks me the most about prostitution is...") and stick it to a wall. This section of wall will be added to throughout the meetings and will provide a final view of the emotions that drive us, so that we can welcome them and transform them into positive actions.

Go around the table and ask each participant to explain the link between their organisation and prostitution.

Example of ice-breaker questions

- How did I become a feminist?
(one example)
- What drives me the most?
- What do I do in my free time for myself?
- Name a work of art which inspires me
(book, film, art, song, painting, etc.)

THE 4 PLAYERS OF THE SYSTEM OF PROSTITUTION

[2 hours]

one of the players of the system: those in prostitution, clients, the sex industry (pimps, traffickers, possibly the role pornography plays), society (individuals, communities, laws passed, the role of the States).

Questions to guide the discussion: what do I know about this player? What would I like to know? How does this player contribute (or not) to equality between women and men?

Followed by plenary feedback: each group shares their discussion and an exchange takes place, with information being provided by the moderator if specific questions arise and require answers in order for the group to progress and acquire the tools needed to present arguments. This session really needs to be a safe space for people to voice their doubts and question myths.

THE REALITY OF PROSTITUTION FOR WOMEN

[2 hours]

A session on the impact of prostitution; to address the intrinsic violence of prostitution, the way it falls within the continuum of male violence and gender inequality, the impact on migrant and refugee women, the exploitation of minorities, the crossover with other forms of oppression. The goal is to communicate the reality of prostitution as far as women's experiences are concerned and the values it conveys in order to refine abolitionist arguments.

POSSIBLE GUEST SPEAKERS ideally, the presence of a survivor and of a field-based organisation makes for specific, accurate and comprehensive elements based on real-life action and women's experiences.

TOOLS Video "The Brussels' Call: Together for a Europe free from prostitution". EWL article "Prostitution is violence against women – let's refuse to be any part of it!". Why not invite a member of the migrant women's association to talk about the exploitation of the most vulnerable individuals, or use this video of Nusha Yonkova, Chair of the European Network of Migrant Women in 2013, on the impact of prostitution on migrant women.

If you want to talk more about men: clip by the European Women's Lobby "For a change of perspective", summary clip of the Fondation Samilia campaign "A penny for your thoughts".



THE VARIOUS APPROACHES IN EUROPE AND THE SITUATION IN OUR COUNTRY

[2 hours]

Le but de cette session sera de faire bien comprendre l'histoire et les deux modèles principaux en cours en Europe (réglementariste/abolitionniste), leurs modalités et conséquences, leurs impacts sur la traite des êtres humains, et de développer des arguments forts pour soutenir le modèle abolitionniste. Elle peut commencer par une première vidéo, puis des interventions d'associations ou militant-e-s ayant travaillé pour l'adoption de lois abolitionnistes (comme le Mouvement du Nid en France, ou Ruhama en Irlande) et/ou d'associations ou militant-e-s abolitionnistes de pays réglementaristes.

La discussion sur son pays peut se faire en commençant par un quiz. À Bruxelles, nous avons utilisé un quiz réalisé par l'association isala, qui a permis de mieux comprendre la réalité juridique et pragmatique et de discuter du contexte. La session peut aussi commencer par un jeu de rôle : un groupe de deux qui défendent le réglementarisme face à un groupe de deux qui défendent l'abolitionnisme. Puis retour en plénière pour partager l'expérience, et commencer la discussion sur les différents modèles.

POSSIBLE GUEST SPEAKERS field-based organisations in our country; advocacy organisations with an international perspective such as CAP International; as well as individuals having carried out extensive research on the various models (such as a journalists), or an activist from a regulatory country who could share information about the reality of the situation.

TOOLS video "Not for sale / Pas à vendre" (1st part, 2nd part).

Conviviality!

It is essential that you remember to include little games or dynamic activities to keep the participants energised and to provide a little physical exercise and humour.

Conviviality is extremely important because it makes room for networking, collective relaxation: shared meals, breaks, evenings together or in groups.

YOUNG PEOPLE AND PROSTITUTION

[2 hours]

trivialisation of prostitution on young people and society, and how these phenomena tie into hypersexualisation and rape culture. This session gives you the opportunity to talk about the role of society in the trivialisation or not of prostitution, as well as the other strategies in place (pornography industry, sexist advertising, etc.).

You could also use this session to get the participants to draw up an awareness sheet by breaking down into 4 groups and discussing the 4 main causes that trigger risks of falling into prostitution for youth: sexual violence, migratory status (migration, asylum), economic hardship, rape culture.

POSSIBLE GUEST SPEAKERS feminist organisations, youth organisations, ECPAT (for the sexual exploitation of children in the world and in our country), Pierrette Pape for the impact on youth (see her article in the list of resources).

TOOLS Video by Osez le féminisme "[La prostitution : un métier ?](#)" (English subtitles available when clicking on parameters on the bottom right of the video).



Include an open session in the programme

If time allows it, include an open session in the programme. This session will give the opportunity to any participants who wish to do so, to present their expertise, possible research they have done, initiatives they have taken and that are relevant to women's rights, etc. This can be a great way of getting to know each other even better and understanding where each participant is coming from. This makes sense if the Gathering is scheduled to at least 2 days.

POSSIBLE WORKSHOPS

[1,5 hours]

If time allows, the programme could also include a workshop with hands-on training. For instance: raising awareness among youth (presentation of tools by a field-based organisation such as isala or le Mouvement du Nid), creating a coalition of youth organisations (presentation by Osez le féminisme!), developing an advocacy strategy (CAP International, for example).

CREATIVE TIME

[1,5 hours]

Including creative time is important to allow for breathing room and to enable participants to express themselves in different ways. The creative time could entail turning the emotions written on the post-its into a slogan, a drawing, a logo, a poem; creating a collective mural; thinking up an artistic action, a song or a cartoon; thinking up a collective activist action in the street.



PREPARING THE FUTURE AND COLLECTING FEEDBACK

[1 hour]

Il est important que la dernière session soit axée sur des It is important that the last session focuses on concrete resolutions for the future: ask the participants to think (alone or in pairs) about the way they will communicate the content of the Gathering within their organisation, and what they will undertake within their organisation following the Gathering (what actions they will suggest, partnerships, etc.). Also ask them about their ideas for collective action. Share these commitments and ideas together.

Finally, hand out evaluation forms to the participants. Give them 5 to 10 minutes to fill them out and read them attentively to improve future Gatherings. Then, go around the table one last time to compare feelings at the start and at the end of the Gathering, participant's thoughts and what they will take away from the Gathering.

PLANNING!

To sum things up, here are the main steps

Make sure you take into account the time required for each task, as well as the reaction time of the people contacted (organisation, logistics, participants). Depending on your existing relationships with the organisations and associations in Belgium, allow 4 to 6 months total between the beginning of your planning work and the hosting of the Gathering.

- 1.**
 - Conceptualise the Gathering.
 - Define the goals, the target audience, the duration, the organisations/foundations to be contacted, the content of the Gathering presentation sheet and of the registration form (see example next page), the dates.
 - Create a first draft of the programme. To do this, contact a partner abolitionist organisation and ask them to work with you on the content of the Gathering. Clarify who will moderate. Decide whether or not a public event will also take place.
- 2.**
 - Contact the associations/organisations you would like to partner with. Give them a deadline to respond within.
 - Invite the guest speakers.
 - Find a location.
 - Begin working on logistics: meals, equipment.
- 3.**
 - Collect responses to the registration forms. Draw up a logistics chart, which will include all information regarding meals, accommodation, the participants' needs (clear numbers are needed to order meals, book rooms and organise childcare).
 - Adapt the programme based on the participants' feedback (if applicable) and the availabilities of guest speakers.
 - Finalise logistics.
 - **In case of a public event:** launch communication campaign (Facebook event, invitation emails, etc.) and follow up on it (send regular reminders, share the invitation, collect registration forms).
 - One week before the Gathering at the very latest: send the final programme to all participants, along with practical information.
- 4.**
 - Time for the Gathering!
- 5.**
 - Gathering follow-up. If there was a budget, pay bills.
 - Thank the guest speakers.



WOULD YOU LIKE TO ATTEND?

Please fill in this form and send it to Xxx before March 21 2018.

Name

SURNAME

Organisation represented
.....

Your role within this organisation
.....

Other roles or commitments
you would like to mention
.....
.....

In relation to the programme, is there a session for which you have specific expertise you would like to share? (this is in order for the organiser to be aware of people with specific expertise in the room, in case there is time to include them in the programme)
.....
.....

Email address

Phone number

Facebook page

Twitter handle

Please confirm that you will attend all the meals.
If not, which meals will you not attend?
.....

Regarding the meals, do you have any dietary restrictions or special requests?
.....

Do you have any specific needs you would like to mention and which the organisers need to be aware of?
.....

Do you need help finding childcare?
.....

Will you be coming from a city other than Brussels?
If so, do you need accommodation in Brussels?
.....

yes no ➔ **Do you commit to preparing a short presentation on the way prostitution impacts/is handled within your organisation.** This will provide the group with a global view of the question and will give us a better idea of the challenges faced by your organisation. The presentation will be short: 5 minutes per organisation, to be prepared/presented jointly if you are attending with a colleague from the same organisation.

Here are a few questions to guide the presentation: Do you experience the reality of prostitution within the framework of your activities or of the individuals you support? What is your position and why? What actions do you undertake? What challenges do you face? (regarding assistance, discussions, daily actions, etc.)

What are your specific expectations regarding the Gathering? What would you like to take away from the Gathering?
.....

What does the abolition of the system of prostitution mean to you? (Use this space to express your: creativity, anger, thoughts, hopes, etc. or even a simple word, phrase, image, link, etc.)
.....

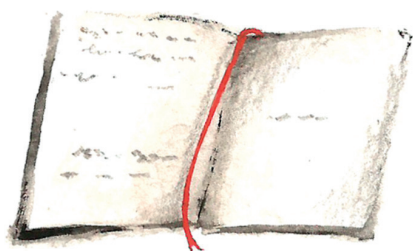
Useful resources

The resources sections on the websites of the abolitionists networks are a good source of inspiration and information.

- European Women's Lobby (EWL): www.womenlobby.org/-Resources-
- CAP International: www.cap-international.org/resources/
- CATW (Coalition against Trafficking in Women): <http://catwinternational.org/Resources>
- <http://prostitutionresearch.com/>

"18 myths on prostitution", including a briefing assessing ten years of Swedish and Dutch policies on prostitution, EWL

"Prostitution and its impact on youth: violence, domination and inequality", Pierrette Pape, published in Antyanjaa (Indian Journal of Women and Social Change).



Creative Common, juin 2018

"French law aimed at strengthening the fight against the prostitutional system and providing support to prostituted persons: principles, goals, measures and adoption of a historic law", CAP International

"Prostitution under International Human Rights Law: An Analysis of States' Obligations and the Best Ways to Implement Them", CAP International

"The effects of different legislative approaches to prostitution on persons in prostitution and society in general", EWL article

"The effects of different legislative approaches to prostitution on trafficking in human beings", EWL article

"Prostitution is violence against women – let's refuse to be any part of it!", EWL article

Video "The Brussels' Call: Together for a Europe free from prostitution"

EWL video "Not for sale" directed by Marie Vermeiren (1st part, 2nd part).

Video by Osez le féminisme! "Prostitution: a job like any other?" directed by Frédérique Pollet-Rouyer (*"La prostitution : un métier ?"*). English (and Portuguese) subtitles available when clicking on parameters on the bottom right of the video.

For resources in French, look at the French version of this practical guide.



This guide was created jointly by the European Women's Lobby, isala asbl and GenerationAbolition based on a project initiated by the European Women's Lobby.

It was written by Pierrette Pape (consultant, organiser of the Gathering, chair of isala asbl, cofunder of GenerationAbolition, pierrette.pape@gmail.com) based on the contribution of the participants of the Gathering in Brussels.

Translation from French to English

Caroline Sturges-Degorce

Graphic design

Lisa Boxus / inextenso.be

Illustrations

Hanuka Lohrengel

The organisation of the Gathering and the creation of this publication were made possible thanks to the support of the Fédération Wallonie Bruxelles and AlterEgales, as well as the Rights, Equality and Citizenship Programme of the European Commission.



Funded by the Rights, Equality and Citizenship Programme of the European Union

